

STAMPED

SHEET

SATURDAY, JULY 25, 1998

ROCHESTER RHINOS

VS MONTREAL IMPACT




TONIGHT'S MATCH: THEY DON'T COME ANY BETTER THAN A LATE JULY BATTLE BETWEEN THE FIERCEST OF DIVISIONAL RIVALS, LET ALONE TWO TEAMS BATTLING FOR THE BEST RECORD IN THE ENTIRE A-LEAGUE... THE MONTREAL IMPACT (15-3, 33 POINTS) ARE IN TOWN, AND THEY HAVE HAD QUITE AN IMPACT ON THE STANDINGS AS OF LATE, WINNING SEVEN STRAIGHT... THE ROCHESTER RHINOS (15-2, 43 POINTS) KNOW A THING OR TWO ABOUT WIN STREAKS, HAVING OPENED THE 1998 SEASON BY KNOCKING DOWN 13 IN A ROW, INCLUDING A 1-0 NAIL-BITER OVER THE IMPACT AT MONTREAL'S CLAUDE-ROBILLARD STADIUM ON JUNE 14... WITHIN MONTREAL'S 15-3 RECORD IS AN ALARMING 6-1 RECORD IN SHOOTOUTS... IT LOOKED LIKE THEY WERE HEADED FOR ANOTHER SHOOTOUT THIS PAST WEDNESDAY, BUT NICK DESANTIS (4+3=11) CONVERTED A PENALTY KICK ATTEMPT WITH A MINUTE LEFT IN OVERTIME TO GIVE THE IMPACT A 1-0 WIN OVER THE VISITING TORONTO LYNX (7-11)... ROCHESTER LOST THEIR FIRST MATCH IN REGULATION SINCE AUGUST 8, 1997 ON SUNDAY, WHEN THOSE SAME LYNX ESCAPED WITH A 2-1 DECISION AT VARSITY STADIUM IN TORONTO... THE RHINOS ARE 4-5 ALL-TIME DURING THE REGULAR SEASON AGAINST MONTREAL, INCLUDING A 3-0 MARK AT FRONTIER FIELD... THE TWO TEAMS EXCHANGED ROAD VICTORIES DURING THE 1996 A-LEAGUE SEMI-FINAL PLAYOFFS, A SERIES THAT ROCHESTER EVENTUALLY TOOK...

MONTREAL'S ALL-STAR PARADE: BETWEEN THESE TWO ROSTERS ARE A TOTAL OF NINE PLAYERS WHO EARNED EITHER FIRST OR SECOND 1997 A-LEAGUE ALL-STAR HONORS - THAT'S 41 PER CENT OF ALL PLAYERS NAMED ALL-A-LEAGUE LAST YEAR... MONTREAL'S ROSTER CONTAINS FIVE OF THESE NINE PLAYERS, AND AT LEAST FOUR OF THEM ARE EXPECTED TO BE IN THE LINE-UP TONIGHT... BESIDES EARNING FIRST TEAM ALL-STAR HONORS, IMPACT DEFENDER JOHN LIMNIATIS (1+0=2) WAS ALSO NAMED 1997 A-LEAGUE DEFENDER OF THE YEAR... ANOTHER FIRST TEAM SELECTION WAS MIDFIELDER MAURO BIELLO (8+5=21), WHO CURRENTLY RANKS EIGHTH IN THE A-LEAGUE IN SCORING... THE LIST OF MONTREAL SECOND-TEAMERS INCLUDES MIDFIELDERS NICK DESANTIS AND BILL SEDGEWICK (0+2=2), AND 'KEEPER PAOLO DECCARELLI, WHO HAS BEEN SIDELINED WITH AN INJURY FOR MOST OF THIS SEASON...

AND IN THIS CORNER: ONLY ONE OF ROCHESTER'S 1997 ALL-STARS PLAYED WITH THE RHINOS IN 1997 - THE LEAGUE'S MOST VALUABLE PLAYER, DOUG MILLER (6+1=13)... THOSE THAT STARRED ON OTHER ROSTERS IN '97 ARE HAVING ALL-STAR SEASONS IN '98 WITH ROCHESTER... THE CAROLINA DYNAMO, THE LEAGUE'S RUNNER-UP LAST SEASON, PROVIDED TWO OF THESE GEMS... DEFENDER SCOTT SCHWEITZER (0+2=2) HAS BEEN THE CORNERSTONE OF A DEFENSE THAT HAS ALLOWED ONLY EIGHT GOALS AGAINST SO FAR THIS SEASON, AND MIDFIELDER YARI ALLNUTT (8+2=18) HAS BEEN AN EXPLOSIVE SCORING ADDITION TO THE MIDFIELD... MONTREAL PROVIDED THE RHINOS' OTHER ALL-STAR, FORWARD DARREN TILLEY (8+3=19)... TILLEY CURRENTLY LEADS THE RHINOS IN SCORING, AND HAS TALLIED AT LEAST ONE GOAL IN EACH OF ROCHESTER'S LAST THREE A-LEAGUE MATCHES...

RHINOS RAMBLINGS: RHINOS CAPTAIN TOMMY TANNER (HAMSTRING) IS DOUBTFUL FOR TONIGHT'S MATCH; FORWARD DOUG MILLER (HAMSTRING) IS QUESTIONABLE... ROCHESTER'S NEXT MATCH IS THURSDAY, JULY 30 AGAINST THE ATLANTIC DIVISION-LEADING HERSHEY WILDCATS (12-6, 36 POINTS) AT FRONTIER FIELD... MONTREAL WILL HOST THE SEATTLE SOUNDERS (9-8, 25 POINTS) ON SUNDAY... SEATTLE DEFEATED THE IMPACT 4-0 EARLIER THIS SEASON... TONIGHT'S MATCH IS THE FEATURED "A-LEAGUE MATCH OF THE WEEK" AND WILL BE TELEVISED LIVE ON THE EMPIRE SPORTS NETWORK (TIME WARNER CHANNEL 52)... EMPIRE WILL REPLAY THE MATCH TOMORROW AT 12:00 NOON... OFFICIAL SELL-OUT CAPACITY AT FRONTIER FIELD FOR SOCCER IS 12,052... KICK-OFF IS SCHEDULED FOR 7:35 P.M.



COBBLESTONE CREEK
COUNTRY CLUB


*More than a home,
a lifestyle!*

*Championship Golf,
Tennis, Swimming
and a Clubhouse
offering a comfortable,
friendly atmosphere.*

The Cottages starting at \$229,900.



100 COBBLE CREEK ROAD • VICTOR, NY • 716 924-6464



UMBRO[®]

Only soccer. Since 1924.

**MONTREAL
IMPACT:** 15-3 (6-1, SHOOTOUTS)
2ND PLACE - 33 POINTS
NORTHEAST DIVISION

**ROCHESTER
RHINOS:** 15-2 (1-1, SHOOTOUTS)
1ST PLACE - 43 POINTS
NORTHEAST DIVISION

PRESIDENT: JOEY SAPUTO
DIRECTOR/OPERATIONS: DANIEL COURTOIS
HEAD COACH: PAUL KITSON
ASSISTANT COACH: FRANCIS MILLIEN
ATHLETIC THERAPIST: TINA GIANNAKAKIS
EQUIPMENT MGR.: MIKE MORETTO

PRESIDENT: FRANK DUROSS
CEO: STEVE DONNER
VP/GENERAL MGR.: CHRIS ECONOMIDES
HEAD COACH: PAT ERCOLI
ASSISTANT COACH: FRANK ODDI
HEAD TRAINER: CRAIG RAND

| <u>NO</u> | <u>NAME</u> | <u>POS</u> |
|-----------|-------------------|------------|
| 1 | PAOLO CECCARELLI | GK |
| 22 | PAUL SHEPHERD | GK |
| 2 | BRUNO XAVIER | M |
| 3 | RUDY DOLISCAT | D |
| 4 | NICK DESANTIS | M |
| 5 | NEVIO PIZZOLITTO | D |
| 7 | CARL FLETCHER | D |
| 8 | JOHN LIMNIATIS | D |
| 9 | GRANT NEEDHAM | F |
| 10 | PAUL KITSON | F |
| 12 | PATRICK DIOTTE | D |
| 13 | SIPHO SIBIYA | F |
| 14 | BILL SEDGEWICK | M/D |
| 17 | NICOLA CORNELI | D |
| 20 | MAURO BIELLO | M |
| 21 | GIULIANO OLIVIERO | M |
| 24 | LEO INCOLLINGO | M |

| <u>NO</u> | <u>NAME</u> | <u>POS</u> |
|-----------|------------------|------------|
| 0 | RETT THOMPSON | GK |
| 1 | BILLY ANDRACKI | GK |
| 25 | PAT ONSTAD | GK |
| 29 | JOSH FREEMAN | GK |
| 2 | MAURO DASILVA | D |
| 3 | CRAIG DEMMIN | D |
| 4 | SCOTT SCHWEITZER | D |
| 6 | MALI WALTON | D |
| 8 | TOMMY TANNER | M |
| 9 | MIKE BRITTON | D |
| 10 | YARI ALLNUTT | M |
| 12 | MICHAEL KIRMSE | M |
| 13 | YOGI MCKAY | M |
| 15 | EZIKIEL ALAMO | M |
| 17 | FUSEINI DAUDA | D |
| 18 | JIMMY GLENN | F |
| 19 | DOUG MILLER | F |
| 20 | NATE DALIGCON | M |
| 21 | JOE MERCIK | D |
| 22 | MICHAEL DOMM | F |
| 23 | LENIN STEENKAMP | M |
| 24 | KIRK DIETRICH | F |
| 26 | DARREN TILLEY | F |
| 27 | TIM HARDY | D |

Montreal Impact vs. Rochester Rhinos

7:35 pm, Saturday, July 25, 1998

A-LEAGUE DAILY REPORT

THROUGH GAMES OF 07/24/98

| PACIFIC | GP | W | L | SW | SL | GF | GA | PTS | HOME | AWAY | LAST | |
|-------------------------|----|----|----|----|----|----|----|-----|------|------|------|---------|
| | | | | | | | | | | | TEN | STREAK |
| ORANGE COUNTY ZODIAC | 20 | 12 | 8 | 1 | 2 | 29 | 26 | 34 | 8-3 | 4-5 | 6-4 | WON 1 |
| SAN DIEGO FLASH | 16 | 11 | 5 | 0 | 0 | 29 | 12 | 33 | 8-2 | 3-3 | 8-2 | WON 3 |
| VANCOUVER B6ERS | 19 | 11 | 8 | 2 | 1 | 36 | 28 | 29 | 7-3 | 4-5 | 5-5 | WON 1 |
| SEATTLE SOUNDERS | 17 | 9 | 8 | 1 | 0 | 32 | 15 | 25 | 7-4 | 2-4 | 6-4 | LOST 2 |
| SAN FRANCISCO BAY SEALS | 19 | 8 | 11 | 0 | 4 | 22 | 27 | 24 | 6-5 | 2-6 | 5-5 | WON 1 |
| U.S. PRO 40 SELECT | 20 | 7 | 13 | 0 | 2 | 35 | 44 | 21 | 0-0 | 7-13 | 4-6 | LOST 3 |
| CALIFORNIA JAGUARS | 19 | 5 | 14 | 0 | 0 | 22 | 67 | 15 | 5-4 | 0-10 | 0-10 | LOST 10 |

| CENTRAL | GP | W | L | SW | SL | GF | GA | PTS | HOME | AWAY | LAST | |
|-----------------------|----|----|----|----|----|----|----|-----|------|------|------|--------|
| | | | | | | | | | | | TEN | STREAK |
| NASHVILLE METROS | 19 | 14 | 5 | 2 | 1 | 48 | 21 | 38 | 7-2 | 7-3 | 7-3 | WON 2 |
| MILWAUKEE RAMPAGE | 18 | 12 | 6 | 1 | 1 | 39 | 25 | 34 | 7-2 | 5-4 | 6-4 | WON 2 |
| MINNESOTA THUNDER | 17 | 12 | 5 | 1 | 1 | 37 | 22 | 34 | 6-2 | 6-3 | 8-2 | LOST 1 |
| NEW ORLEANS STORM | 19 | 11 | 8 | 1 | 1 | 42 | 32 | 31 | 8-2 | 3-6 | 7-3 | WON 1 |
| EL PASO PATRIOTS | 20 | 10 | 10 | 3 | 1 | 41 | 38 | 24 | 6-5 | 4-5 | 3-7 | LOST 1 |
| CINCINNATI RIVERHAWKS | 21 | 7 | 14 | 0 | 0 | 33 | 54 | 21 | 5-6 | 2-8 | 2-8 | LOST 4 |
| ALBUQUERQUE GECKOS | 18 | 4 | 14 | 0 | 1 | 31 | 53 | 12 | 4-7 | 0-7 | 3-7 | LOST 1 |

| NORTHEAST | GP | W | L | SW | SL | GF | GA | PTS | HOME | AWAY | LAST | |
|--------------------------|----|----|----|----|----|----|----|-----|------|------|------|--------|
| | | | | | | | | | | | TEN | STREAK |
| ROCHESTER RAGING RHINOS | 17 | 15 | 2 | 1 | 1 | 37 | 8 | 43 | 8-0 | 7-2 | 8-2 | LOST 1 |
| MONTREAL IMPACT | 18 | 15 | 3 | 6 | 1 | 32 | 18 | 33 | 7-2 | 8-1 | 8-2 | WON 7 |
| LONG ISLAND ROUGH RIDERS | 17 | 9 | 8 | 1 | 1 | 27 | 18 | 25 | 6-2 | 3-6 | 6-4 | WON 1 |
| STATEN ISLAND VIPERS | 15 | 8 | 7 | 1 | 0 | 17 | 20 | 22 | 4-2 | 4-5 | 6-4 | WON 1 |
| TORONTO LYNX | 19 | 7 | 12 | 0 | 1 | 19 | 27 | 21 | 5-2 | 2-10 | 3-7 | LOST 1 |
| WORCESTER WILDFIRE | 19 | 8 | 11 | 2 | 1 | 26 | 34 | 20 | 5-6 | 3-5 | 4-6 | LOST 2 |
| CONNECTICUT WOLVES | 18 | 6 | 12 | 5 | 3 | 17 | 27 | 8 | 5-7 | 1-5 | 3-7 | WON 1 |

| ATLANTIC | GP | W | L | SW | SL | GF | GA | PTS | HOME | AWAY | LAST | |
|------------------------|----|----|----|----|----|----|----|-----|------|------|------|---------|
| | | | | | | | | | | | TEN | STREAK |
| HERSHEY WILDCATS | 18 | 12 | 6 | 0 | 0 | 33 | 22 | 36 | 4-4 | 8-2 | 7-3 | WON 5 |
| RICHMOND KICKERS | 18 | 12 | 6 | 2 | 2 | 30 | 16 | 32 | 4-5 | 8-1 | 7-3 | LOST 2 |
| CHARLESTON BATTERY | 20 | 9 | 11 | 1 | 1 | 25 | 26 | 25 | 3-7 | 6-4 | 4-6 | WON 2 |
| HAMPTON ROADS MARINERS | 15 | 9 | 6 | 1 | 2 | 22 | 18 | 25 | 4-2 | 5-4 | 5-5 | LOST 1 |
| JACKSONVILLE CYCLONES | 19 | 7 | 12 | 0 | 2 | 22 | 30 | 21 | 4-6 | 3-6 | 4-6 | LOST 5 |
| ATLANTA | 17 | 4 | 13 | 0 | 0 | 13 | 39 | 12 | 3-8 | 1-5 | 2-8 | WON 2 |
| RALEIGH FLYERS | 20 | 2 | 18 | 0 | 2 | 19 | 48 | 6 | 0-10 | 2-8 | 0-10 | LOST 13 |

NOTE: THREE POINTS AWARDED FOR REGULATION OR OVERTIME WIN, ONE POINT AWARDED FOR SHOOTOUT WIN. WIN AND LOSS COLUMNS INCLUDE SHOOTOUT WINS AND LOSSES.

A-LEAGUE LEADERS

| POINTS | TEAM | GP | G | A | PTS | THROUGH GAMES OF 07/24/98 | | | |
|------------------|------|----|----|----|-----|---------------------------|------|----|----|
| | | | | | | GOALS | TEAM | GP | G |
| MAGEE, AMOS | MIN | 17 | 12 | 9 | 33 | GLASGOW, GARY | NOR | 15 | 14 |
| GLASGOW, GARY | NOR | 15 | 14 | 3 | 31 | WILSON, KIRK | ELP | 19 | 14 |
| WILSON, KIRK | ELP | 19 | 14 | 3 | 31 | MAGEE, AMOS | MIN | 17 | 12 |
| BAENA, MARK | SEA | 18 | 11 | 3 | 25 | WOLFF, JOSH | USP | 17 | 11 |
| WOLFF, JOSH | USP | 17 | 11 | 1 | 23 | BAENA, MARK | SEA | 18 | 11 |
| ROBLES, ANTONIO | SDG | 15 | 9 | 4 | 22 | ASSISTS | | | |
| SMITH, JOHN | NSH | 19 | 6 | 10 | 22 | CAIRNS, JASON | TEAM | GP | A |
| CAIRNS, JASON | CIN | 21 | 5 | 11 | 21 | CAIRNS, JASON | CIN | 21 | 11 |
| BIELLO, MAURO | MON | 17 | 8 | 5 | 21 | FELICIAN, LESTER | NOR | 18 | 10 |
| BURKE, MIKE | JAC | 19 | 10 | 1 | 21 | SMITH, JOHN | NSH | 19 | 10 |
| LABASTIDA, LUIS | ABQ | 17 | 7 | 7 | 21 | MAGEE, AMOS | MIN | 17 | 9 |
| FELICIAN, LESTER | NOR | 18 | 5 | 10 | 20 | WILLAN, JASON | MIL | 18 | 8 |
| ORTIZ, OSWALDO | JAC | 19 | 8 | 4 | 20 | | | | |
| TSCHANTRET, LEE | HER | 15 | 9 | 2 | 20 | | | | |
| SOTO, EDDIE | OCZ | 17 | 8 | 4 | 20 | | | | |
| MARSHALL, DAVID | MIL | 17 | 8 | 4 | 20 | | | | |
| WILLAN, JASON | MIL | 18 | 6 | 8 | 20 | | | | |
| STEWART, DAVID | ELP | 19 | 7 | 5 | 19 | | | | |
| TILLEY, DARREN | RCH | 13 | 8 | 3 | 19 | | | | |
| REYNDERS, MARTIN | NSH | 13 | 8 | 3 | 19 | | | | |

LEADING GOALKEEPERS

(BASED ON 240 OR MORE MINUTES)

| TEAM | GP | MIN | GAA | W | L | SHO | GA | SAVES | SHOTS | PEN KICKS | | |
|----------------|-----|-----|------|------|----|-----|----|-------|-------|-----------|-----|---|
| | | | | | | | | | | SV | FAC | |
| ONSTAD, PAT | RCH | 16 | 1478 | 0.49 | 14 | 2 | 9 | 8 | 54 | 123 | 0 | 0 |
| CANNON, JOE | SDG | 16 | 1410 | 0.70 | 11 | 5 | 8 | 11 | 85 | 163 | 3 | 3 |
| MCGINTY, MIKE | RMD | 9 | 779 | 0.81 | 4 | 3 | 4 | 7 | 39 | 81 | 0 | 0 |
| SHEPHERD, PAUL | MON | 14 | 1305 | 0.83 | 11 | 3 | 6 | 12 | 47 | 105 | 0 | 0 |
| HUDOCK, DUSTY | SEA | 17 | 1582 | 0.85 | 9 | 8 | 8 | 15 | 88 | 171 | 0 | 0 |
| KIRK, ANDY | USP | 3 | 288 | 0.94 | 2 | 1 | 1 | 3 | 9 | 30 | 0 | 0 |
| DEEGAN, ALEX | RMD | 10 | 811 | 1.00 | 7 | 3 | 3 | 9 | 55 | 136 | 0 | 0 |
| CAROU, MANUEL | LIS | 17 | 1560 | 1.04 | 9 | 8 | 6 | 18 | 68 | 188 | 0 | 0 |
| PAPPAS, PETER | STA | 13 | 1185 | 1.06 | 8 | 5 | 5 | 14 | 63 | 152 | 0 | 0 |
| BUSCH, JON | HRD | 15 | 1379 | 1.11 | 9 | 6 | 5 | 17 | 69 | 166 | 1 | 1 |

THIS WEEKEND'S GAMES

FRI, JULY 24

NASHVILLE 1, SEATTLE 0 (OT)
MILWAUKEE 5, ALBUQUERQUE 1

SAT, JULY 25

HERSHEY AT HAMPTON RDS
ATLANTA AT JACKSONVILLE
ORANGE CTY AT LONG ISLAND
ALBUQUERQUE AT MINNESOTA
CONNECTICUT AT RALEIGH
CHARLESTON AT RICHMOND
MONTREAL AT ROCHESTER
U.S. PRO 40 AT SAN DIEGO

SUN, JULY 26

NASHVILLE AT VANCOUVER

EMPIRE SPORTS CENTRE

Call **454-5335** for **SPONSORSHIPS**

Call **760-PUCK** for **ICE TIME**

OPENING in SEPTEMBER!

ROCHESTER RAGING RHINOS TEAM STATISTICS


THROUGH GAMES OF 07/22/98

| PLAYER | POS | GP | G | A | PTS | MIN | FLS | CAUT | EJEC | SHOTS |
|------------------------|-----|-----------|-----------|-----------|------------|-------------|------------|-----------|----------|------------|
| TILLEY, DARREN | F | 13 | 8 | 3 | 19 | 952 | 15 | 3 | 0 | 30 |
| ALLNUTT, YARI | M | 16 | 8 | 2 | 18 | 1331 | 28 | 2 | 0 | 36 |
| MILLER, DOUG | F | 12 | 6 | 1 | 13 | 1004 | 6 | 0 | 0 | 37 |
| GLENN, JIMMY | F | 9 | 4 | 2 | 10 | 566 | 1 | 0 | 0 | 15 |
| DALIGDON, NATE | M | 16 | 3 | 3 | 9 | 679 | 9 | 1 | 0 | 10 |
| STEENKAMP, LENIN | M | 16 | 1 | 3 | 5 | 1329 | 29 | 2 | 1 | 35 |
| KIRMSE, MIKE | M | 14 | 1 | 3 | 5 | 427 | 6 | 1 | 0 | 12 |
| DASILVA, MAURO | D | 12 | 1 | 2 | 4 | 1041 | 10 | 0 | 1 | 9 |
| TANNER, TOMMY | M | 15 | 1 | 2 | 4 | 1229 | 22 | 3 | 0 | 18 |
| HARDY, TIM | D | 16 | 1 | 2 | 4 | 1343 | 19 | 4 | 1 | 3 |
| MCKAY, YOGI | M | 17 | 1 | 2 | 4 | 1180 | 14 | 0 | 0 | 7 |
| BRITTON, MIKE | M | 3 | 1 | 0 | 2 | 89 | 2 | 0 | 0 | 4 |
| WALTON, MALI | D | 14 | 0 | 2 | 2 | 1045 | 12 | 0 | 0 | 2 |
| SCHWEITZER, SCOTT | D | 16 | 0 | 2 | 2 | 1433 | 21 | 1 | 0 | 4 |
| DEMMIN, CRAIG | D | 17 | 0 | 1 | 1 | 1568 | 14 | 1 | 0 | 0 |
| MERCIK, JOE | D | 1 | 0 | 0 | 0 | 15 | 0 | 0 | 0 | 0 |
| DIETRICH, KIRK | F | 1 | 0 | 0 | 0 | 23 | 0 | 0 | 0 | 0 |
| ANDRACKI, BILL | GK | 1 | 0 | 0 | 0 | 90 | 0 | 0 | 0 | 0 |
| DOMM, MICHAEL | F | 1 | 0 | 0 | 0 | 45 | 1 | 0 | 0 | 1 |
| DAUDA, FUSEINI | D | 4 | 0 | 0 | 0 | 171 | 1 | 0 | 0 | 3 |
| ALAMO, EZIKIEL | M | 10 | 0 | 0 | 0 | 154 | 4 | 1 | 0 | 1 |
| ONSTAD, PAT | GK | 16 | 0 | 0 | 0 | 1478 | 0 | 1 | 0 | 0 |
| TOTALS | | 17 | 37 | 30 | 104 | 1568 | 214 | 20 | 2 | 227 |
| OPPONENT TOTALS | | 17 | 8 | 6 | 22 | 1568 | 246 | 36 | 3 | 128 |

| PLAYER | GP | MIN | GAA | W | L | SHO | GA | SAVES | SHOTS | SV | FAC |
|--------------------|-----------|-------------|-------------|-----------|----------|-----------|----------|-----------|------------|----------|----------|
| ANDRACKI, BILL | 1 | 90 | 0.00 | 1 | 0 | 1 | 0 | 2 | 0 | 0 | 0 |
| ONSTAD, PAT | 16 | 1478 | 0.49 | 14 | 2 | 9 | 8 | 54 | 123 | 0 | 0 |
| TEAM TOTALS | 17 | 1568 | 0.46 | 15 | 2 | 10 | 8 | 56 | 123 | 0 | 0 |



Professional
Personal Trainers



Professional
Personal Trainers

1717 East Avenue Rochester, NY

WORLD GYM FITNESS CENTERS

271-0440



DARREN TILLEY

FORWARD

26

SPONSORED & PRINTED BY



262.5630

Make the Rhinos Doctor your Sports Doctor.

STRONG HEALTH 1-888- UNIVERSITY SPORTS MEDICINE 661-6162

PHOTO BY JAMES LATIMER